



District Report Card: 2017


State: Maharashtra	District: Dhule
Class: 3	Subject: Mathematics
Schools: 61	Students: 1346


Participation/Coverage


Students

GENDER 	Boys		Girls	
	Number	%	Number	%
	725	53.86	621	46.14

AREA 	Rural		Urban	
	Number	%	Number	%
	934	69.39	412	30.61

CATEGORY 	SC		ST		OBC		GEN	
	Number	%	Number	%	Number	%	Number	%
	76	5.65	543	40.34	449	33.36	278	20.65

CWSN 	LD	VI	HI	S&LD	ID	Oth
	2	33	0	0	3	1

Management 	Government		Government-aided	
	Number	%	Number	%
	767	56.98	579	43.02

Average Performance of Students in Mathematics (%)

Overall	Gender		Area		Management		Social Group			
	Male	Female	Rural	Urban	Govt.	Aided	SC	ST	OBC	GEN
65.61	65.71	65.49	64.73	67.59	62.57	69.63	62.72	61.61	69.47	67.96

Performance on Learning Outcomes (LOs)

Learning Outcomes	Description	Average Performance(%)
M301	Reads and writes numbers up to 999 using place value	58.20
M302	Compares numbers up to 999 based on their place values	74.00
M303	Solves simple daily life problems using addition and subtraction of three digit numbers with and without regrouping	59.36
M304	Constructs and uses the multiplication facts (up till 10) in daily life situations	65.30
M305	Analyses and applies an appropriate number operation in the situation/ context	65.01
M306	Explains the meaning of division facts by equal grouping/sharing and finds it by repeated subtraction	61.07
M309	Identifies and makes 2D-shapes by paper folding, paper cutting on the dot grid, using straight lines etc.	84.72
M311	Fills a given region leaving no gaps using a tile of a given shape	50.80
M312	Estimates and measures length and distance using standard units like centimeters or meters & identifies relationships	36.99
M317	Reads the time correctly to the hour using a clock/watch	78.60
M318	Extends patterns in simple shapes and numbers	61.80
M319	Records data using tally marks, represents pictorially and draws conclusions	73.85

Range of Performance of Students who Answered Correctly							
Below 30%		30% - 50%		50% - 75%		Above 75%	
Number	%	Number	%	Number	%	Number	%
132	9.81	214	15.90	483	35.88	517	38.41

Lowest Performing Learning Outcomes (LOs)

- 1 - Estimates and measures length and distance using standard units like centimeters or meters & identifies relationships (36.99)
- 2 - Fills a given region leaving no gaps using a tile of a given shape (50.80)
- 3 - Reads and writes numbers up to 999 using place value (58.20)
- 4 - Solves simple daily life problems using addition and subtraction of three digit numbers with and without regrouping (59.36)
- 5 - Explains the meaning of division facts by equal grouping/sharing and finds it by repeated subtraction (61.07)